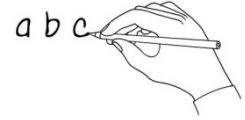




Colours 1



1. What's the word?

Write the word under the pictures.

red	yellow	blue	green	pink
purple	orange	brown	black	white

	red			

2. Label it!



Draw a line from the words to the pictures.

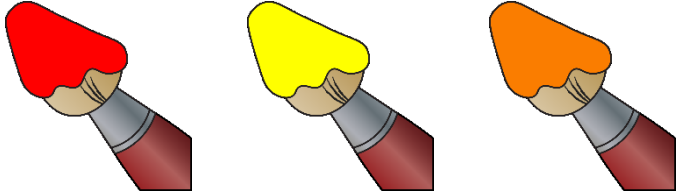
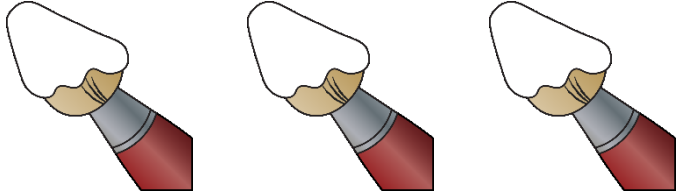
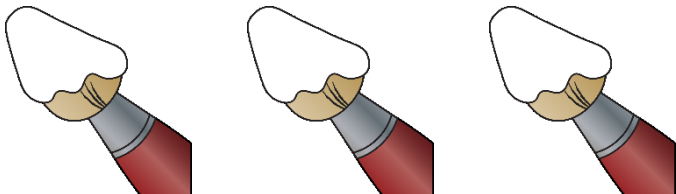
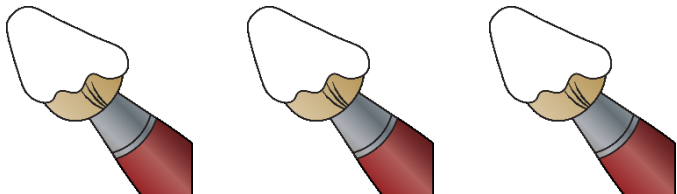
red				green	
yellow					orange
blue					pink



3. Colour and write!



Colour the paintbrushes and write what colour they make.

 <p>red + yellow = <u>orange</u></p>	 <p>blue + red = _____</p>
 <p>yellow + blue = _____</p>	 <p>red + white = _____</p>

4. Read and draw!



Read the sentences and draw a colourful monster's face!













<p>Draw a big circle for a face.</p> <p>Draw a purple nose.</p> <p>Draw three green eyes.</p> <p>Draw a pink and red mouth.</p> <p>Draw six blue ears.</p> <p>Colour the face yellow.</p> <p>Draw some colourful hair.</p>	<p>My monster's name is: _____</p>
--	------------------------------------

Do these exercises to help you learn the different colours.

### 1. Check your vocabulary: picture matching

Write the correct colour in the box below the picture.

yellow	red	pink	white	blue	brown
grey	black	orange	green	light green	dark green

## 2. Check your vocabulary: gap fill

Write a word or words to complete the sentences.

1. Grass, some vegetables and the leaves on trees are \_\_\_\_\_.
2. Strawberry milkshake and strawberry ice cream are \_\_\_\_\_.
3. Chocolate is usually \_\_\_\_\_.
4. Tigers and basketballs are \_\_\_\_\_.
5. The sky and the jeans we wear are \_\_\_\_\_.
6. Tomatoes and strawberries are \_\_\_\_\_.
7. When you mix black and white, you get \_\_\_\_\_.
8. The sky at night is \_\_\_\_\_.
9. The paper in your notebook is \_\_\_\_\_.
10. Bananas and lemons are \_\_\_\_\_.

### Discussion

Which colours do you like best? Why?