







Name

Date



TELLING THE TIME - O'CLOCK SHEET 1

Write the correct time underneath each clock. The first one has been done for you. Escribe la hora correcta en cada reloj.

		
2 o'clock	___ o'clock	___ o'clock
		
___ o'clock	___ o'clock	___ o'clock

What time is it?

Draw the hands on the clocks.

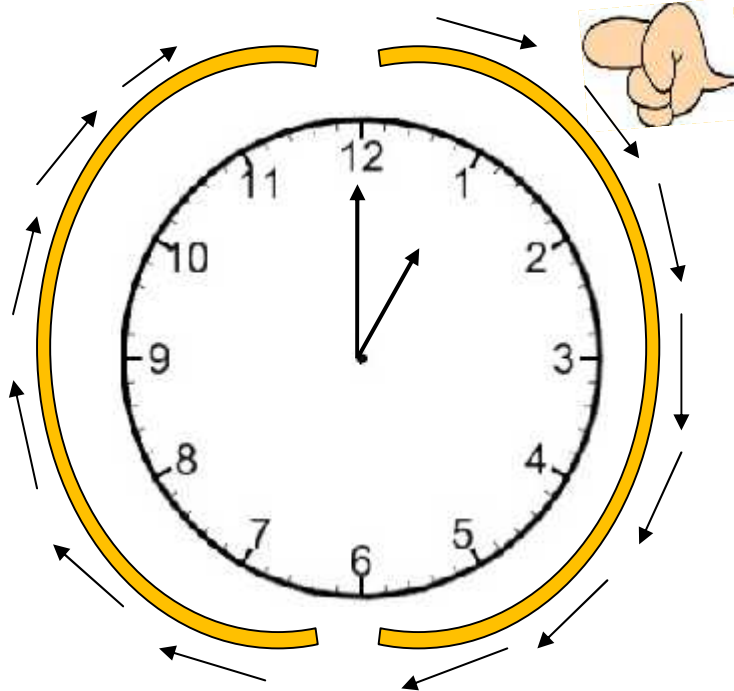
It's half past ten. It's nine O'clock. It's twenty to four.

It's five past seven. It's half past three. It's five O'clock.

It's ten to six. It's a quarter past two. It's half past twelve.

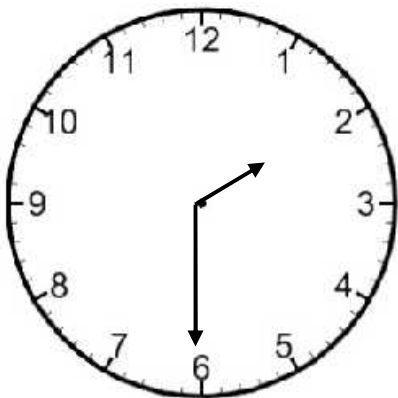
It's eleven O'clock. It's five to five. It's ten past eleven.

Let's help her!



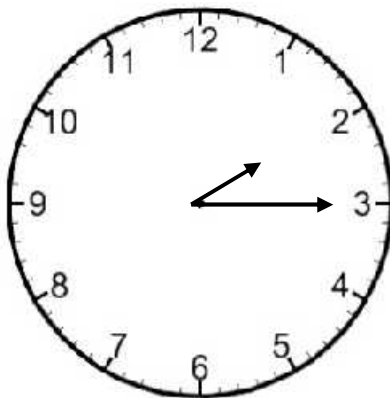
What time is it?

It's one o'clock.



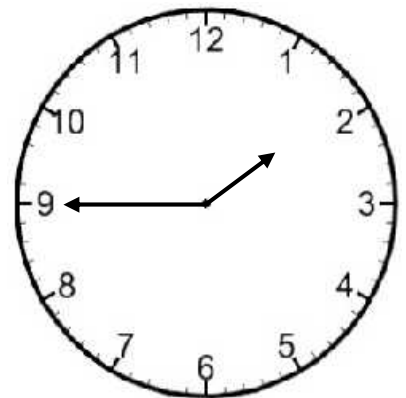
What time is it?

It's half past two.



What time is it?

It's a quarter past two.

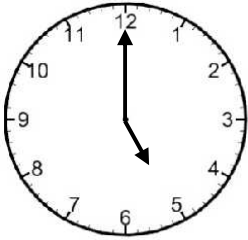


What time is it?

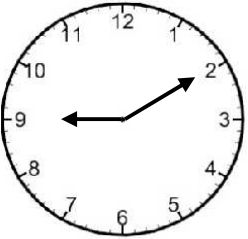
It's a quarter to two.

What time is it? Write complete sentences next to each clock.

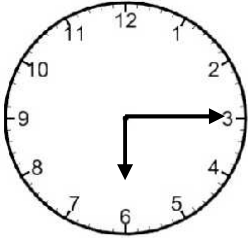
1



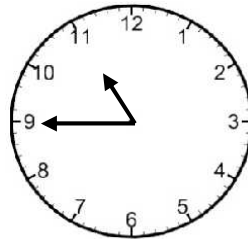
2



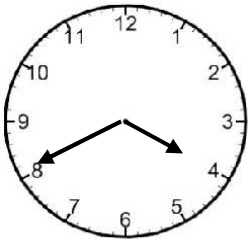
3



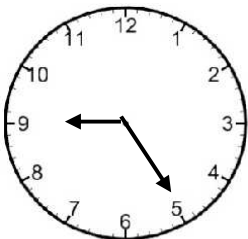
4



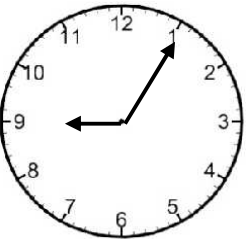
5



6

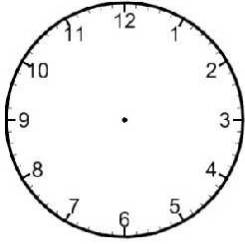


7



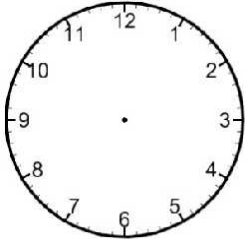
Now do the opposite – draw the clock hands.

1



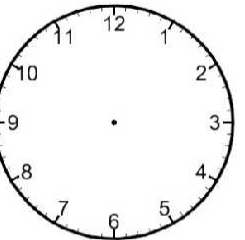
It's four o'clock.

2



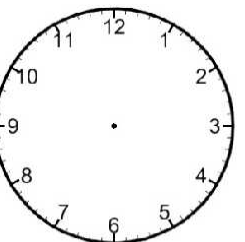
It's five past eight.

3



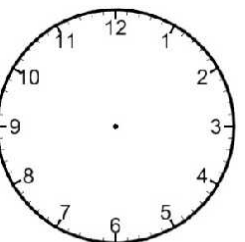
It's two to two.

4



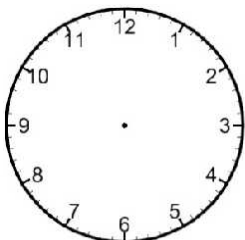
It's half past six.

5



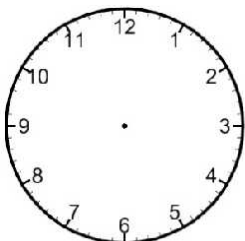
It's twenty to three.

6



It's a quarter to nine.

7



It's twelve o'clock.

